



INSTRUCTIONAL EXCELLENCE

IF Initial Data Collection

For Teachers

Contents

- Using this Resource3
- Collecting Data**4
- Examples of Current Lesson Plans4
- IF Questionnaire5

Using this Resource




This document should be used after reviewing the IF Alignment Determination document. Once you've decided your alignment to The Instructional Framework, you should use this resource to determine a baseline for your current level of understanding and application of the IF Rubric best practice indicators. Using your lesson plan comparison and the initial results of the questionnaire, you can identify your focus indicators. This will provide the information needed to start your professional development journey using The IF and its resources.

This work is licensed under CC BY-NC-SA 4.0. To view a copy of this license, visit <http://creativecommons.org/licenses/by-nc-sa/4.0/>



CC BY-NC-SA: This license allows reusers to distribute, remix, adapt, and build upon the material in any medium or format for noncommercial purposes only, and only so long as attribution is given to the creator. If you remix, adapt, or build upon the material, you must license the modified material under identical terms.

CC BY-NC-SA includes the following elements:

- BY  – Credit must be given to the creator
- NC  – Only noncommercial uses of the work are permitted
- SA  – Adaptations must be shared under the same terms

Collecting Data

Choosing to reflect on your own practice with the intention of learning and improving sets a strong example for your students. Learning does not start and end. It is ongoing and builds over time. By analyzing your lesson plans and completing the following questionnaire, you are taking the initial step needed to sharpen your practice and improve student outcomes.

Examples of Current Lesson Plans

- Look at your most recent daily lesson plan for an English/Language Arts block and an example of your weekly lesson plan.
- Compare your daily lesson plan to the example of [How to Apply Seven Indicators to One Lesson Plan](#).
- Use a chart like the one below to collect initial data. Use a basic rating of “there/somewhat there/not there” to indicate your observations. Annotate on your lesson plan and record your initial thoughts or findings in the chart.

Date of Lesson Plan	Instructional Framework Indicators Seen in Lesson Plan						
	Indicator 2	Indicator 3	Indicator 4	Indicator 5	Indicator 6	Indicator 7	Indicator 8
/ /							
Notes/Initial Thoughts							

IF Questionnaire

- See the [IF Questionnaire for Teachers](#) and answer the questions as honestly as possible.
- Once you've answered all the questions, record your responses in the chart below by looking for the indicator noted after each question and recording your self-rating score.
- Add the two scores in each indicator column to get a total score for the indicator.
- The higher scores reflect where you self-rated having strong knowledge and application of the indicators.
- The lower scores show where there's the most room for learning about the indicators.
- In some cases, you may have a few indicators with the same score. Compare this information with the lesson plan review on the previous page. Ideally after reflecting on both the questionnaire and the lesson plan you will identify no more than four indicators to review in greater detail on www.instructionalframework.org website.

Self-Rating Score	IF Questionnaire for Teachers							
	Indicator 1	Indicator 2	Indicator 3	Indicator 4	Indicator 5	Indicator 6	Indicator 7	Indicator 8
First Question Score								
Second Question Score								
Total Score								