



INSTRUCTIONAL EXCELLENCE

# IF Initial Data Collection

For School Leaders

# Contents

- Using This Resource .....3
- Collecting Data** .....4
- Examples of Current Lesson Plans .....4
- IF Questionnaire .....5

## Using This Resource




This resource should be used after reviewing the IF Alignment Determination document. Once school leaders have decided their school's alignment to The IF, they should use this resource to determine a baseline for their teachers' current level of understanding and application of The Instructional Framework (IF) best practice indicators. Using the lesson plan comparison chart and the initial results of the questionnaire, school leaders can identify priority indicators used for developing a professional development plan for their school.

This work is licensed under CC BY-NC-SA 4.0. To view a copy of this license, visit <http://creativecommons.org/licenses/by-nc-sa/4.0/>.



**CC BY-NC-SA:** This license allows reusers to distribute, remix, adapt, and build upon the material in any medium or format for noncommercial purposes only, and only so long as attribution is given to the creator. If you remix, adapt, or build upon the material, you must license the modified material under identical terms.

CC BY-NC-SA includes the following elements:

- BY  – Credit must be given to the creator
- NC  – Only noncommercial uses of the work are permitted
- SA  – Adaptations must be shared under the same terms

## Collecting Data

### Examples of Current Lesson Plans

- Ask each teacher to submit an example of a daily lesson plan and a weekly lesson plan for an English/Language Arts block.
- Review the plans for similarities and differences.
- Compare the daily lesson plans to the example of [How to Apply Seven Indicators in One Lesson Plan](#)
- Use a chart like the one below to collect initial data. Use a basic rating of “there/somewhat/not there” to indicate your observations. Annotate on the plans and record your initial thoughts or findings in the chart.

Teacher's Name	Instructional Framework Indicators Seen in Lesson Plans						
	Indicator 2	Indicator 3	Indicator 4	Indicator 5	Indicator 6	Indicator 7	Indicator 8
Notes							
Notes							
Notes							
Notes							

## IF Questionnaire

Make a copy of the [IF Questionnaire for Schools](#). Send the questionnaire to your English/Language Arts teachers using Google forms. Once all answers have been submitted, use their responses to determine any initial patterns related to the IF indicators. Use these responses along with the lesson plan review above to identify your school's priority indicators.

Read to expand your knowledge of the IF Rubric indicators by going to the IF Rubric Guide on [www.instructionalframework.org](http://www.instructionalframework.org).